



Are you having trouble using INSIGHT?



Step by step guide to accessing your home learning on INSIGHT



RESPECT

TEAM WORK

PERSONAL BEST



Please open Insight in
Google Chrome, rather
than Internet Explorer.

RESPECT

TEAM WORK

PERSONAL BEST



1. Ralph Allen Website



The screenshot shows a Google search page for 'insight ralph allen'. The search bar contains the text 'insight ralph allen'. Below the search bar, there are navigation options: All, Shopping, News, Maps, Images, More, Settings, and Tools. The search results show 'About 13,900,000 results (0.34 seconds)'. A privacy reminder from Google is displayed, with buttons for 'REMIND ME LATER' and 'REVIEW'. The first search result is 'Insight - Ralph Allen School' with the URL 'https://insight.ralphallenschool.com'. Below this, there is a link to 'Homework - Ralph Allen School' with the URL 'https://www.ralphallenschool.com > homework'. On the right side, there is a knowledge panel for 'Ralph Allen School' in Bath, England, featuring a map, photos, and a description: 'Ralph Allen School in Combe Down, Bath, England, is a co-educational, comprehensive secondary school with academy status. Located on the south-eastern edge of Bath, the school educates 11 to 18-year-olds from Bath and the surrounding area. Wikipedia'.

RESPECT

TEAM WORK

PERSONAL BEST



Click quick links, and select 'Insight'.

The screenshot shows a web browser at the URL ralphallenschool.com. The website header features the school's logo and name, "Ralph Allen School". A "Quick Links" button is highlighted with a red arrow pointing to a dropdown menu. The menu contains the following items: "Insight" (which is underlined), "Grofar", "Online Payments", and "Job Vacancies". Below the header is a navigation bar with links for "Admissions", "Parents", "Key Information", "Curriculum", "Sixth Form", "News & Dates", and "Contact". The background of the page shows a group of students and a teacher smiling.

RESPECT

TEAM WORK

PERSONAL BEST



Enter Login Details



The screenshot shows a login interface with two input fields. The first field, labeled with a person icon, contains the text 'PotterH'. The second field, labeled with a lock icon, contains a series of blue dots representing a password. Below the fields is a green 'Log in' button. At the bottom left of the form area, there is a blue link that says 'Don't know your password?'.

Your login details are the same as the ones you use to login to the school computers.

Username follows format of:

SurnameInitial

RESPECT

TEAM WORK

PERSONAL BEST



General tab



Harry Potter

General Behaviour Assessments Previous Reports

10 Homework

12 pts Achievements

100% Attendance

0 pts Behaviours

0 Exclusion

Recent behaviours

- Tuesday 24/09/2019 P2 Personal Best Music (2)
- Tuesday 24/09/2019 P1 Personal Best Science (1)
- Thursday 19/09/2019 (1)

Cumulative attendance

Attendance this term

RESPECT

TEAM WORK

PERSONAL BEST

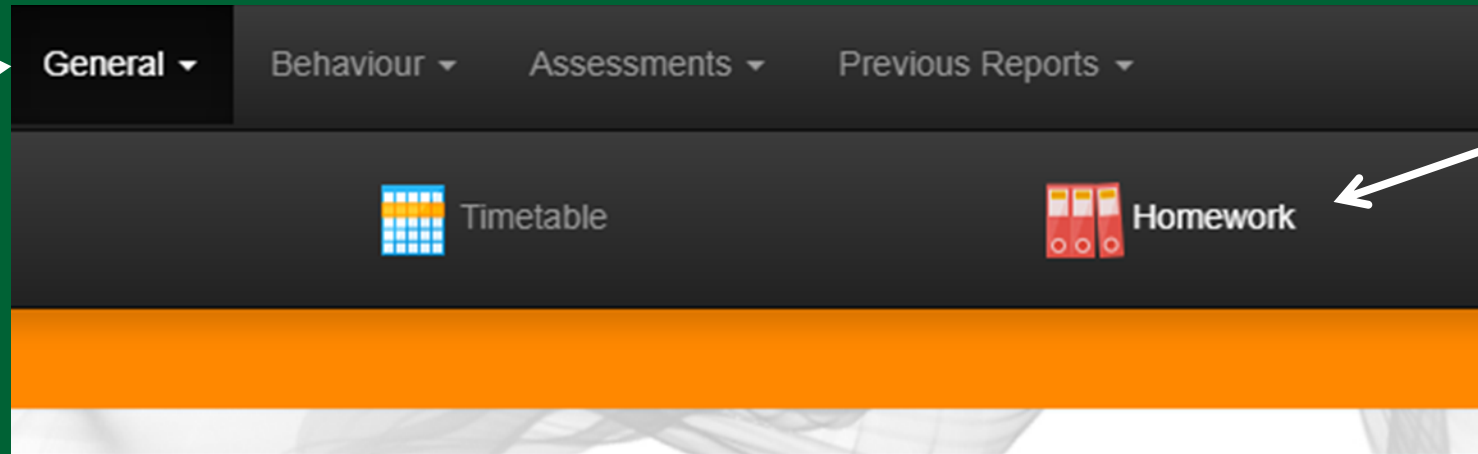


Insight Snap Shot



Please open Insight in Google Chrome, rather than Internet Explorer.

1. At the top of the screen, click on the 'General' tab



2. Now select the 'Homework' icon



RESPECT

TEAM WORK

PERSONAL BEST



Harry Potter General ▾ Behaviour ▾ Assessments ▾ Previous Reports ▾ PotterH ▾

Subject ▾ Status ▾

Subject	Status	Precis	Issued	Due	Expected	Class	Issuer	Attachments
Mathematics	Due	Maths Cake	01/04/2020	01/04/2020		11Ma/H1	Mr S Winchcombe	Cake Maths.pdf (187.16 KB)

This is a practical maths task which you can complete in addition to the weekly tasks being set by your regular classroom teacher.

We'll be posting one of these tasks every week as an opportunity to answer the "when am I ever going to use this...?" question that we sometimes here students ask in maths lessons!

Please do email us pictures of the 'real-life' maths which you do at home as part of these tasks - we'd love your feedback.

Feel free to join-in! I'm sure pictures of baking will make us all feel cheerier ??

RESPECT

TEAM WORK

PERSONAL BEST



Homework Page



Subject & Status: These are ways of organising your work. See next slide.

Due Date: The date that the work is due to be completed by.

Issuer: The teacher who set the work.

The screenshot shows a homework management interface. At the top, there are navigation tabs: 'General', 'Behaviour', 'Assessments', and 'Previous Reports'. Below these are dropdown menus for 'Subject' and 'Status'. The main content is a table with the following columns: Subject, Status, Precis, Issued, Due, Expected, Class, Issuer, and Attachments. A single row of data is visible for 'Mathematics' with a status of 'Submission in class', a due date of '06/04/2020', and two attachments: 'Year 7 Core Test Term 4 2020.docx (601.42 KB)' and 'Year 7 Extension Test Term 4 2020.docx (101.55 KB)'. Red arrows point from the text blocks to the 'Subject' and 'Status' dropdowns, the 'Due' column, the 'Issuer' column, and the 'Attachments' column.

Subject	Status	Precis	Issued	Due	Expected	Class	Issuer	Attachments
Mathematics	Submission in class	Maths work for week starting 30/3/20	30/03/2020	06/04/2020	2h	7X/MaC	Miss C Barker	Year 7 Core Test Term 4 2020.docx (601.42 KB) Year 7 Extension Test Term 4 2020.docx (101.55 KB)

Issue date: Homework is organised by issue date, the older the homework is, the further down the list it will be.

Attachments: These files will be automatically saved in your 'Downloads' folder when you click on them. On Windows machines this will be found in your 'c:\Users' folder. You can get to the downloads on a Mac machine by going to the 'Finder' and 'Downloads'.

RESPECT

TEAM WORK

PERSONAL BEST

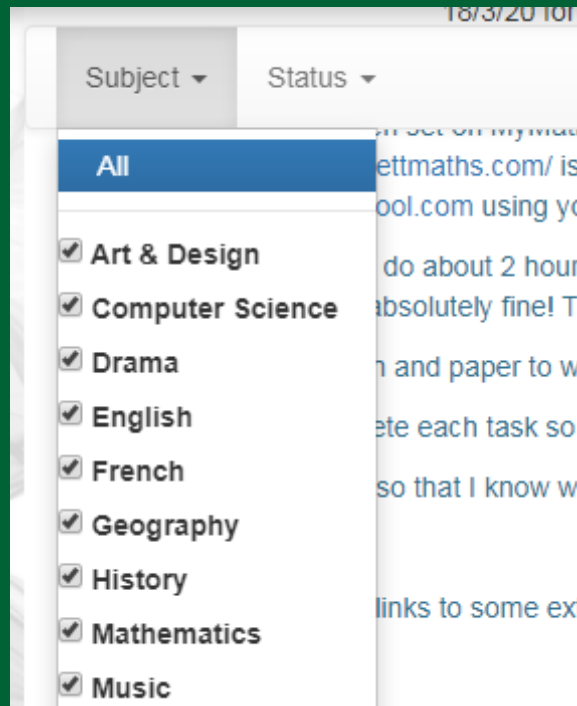


Subject & Status



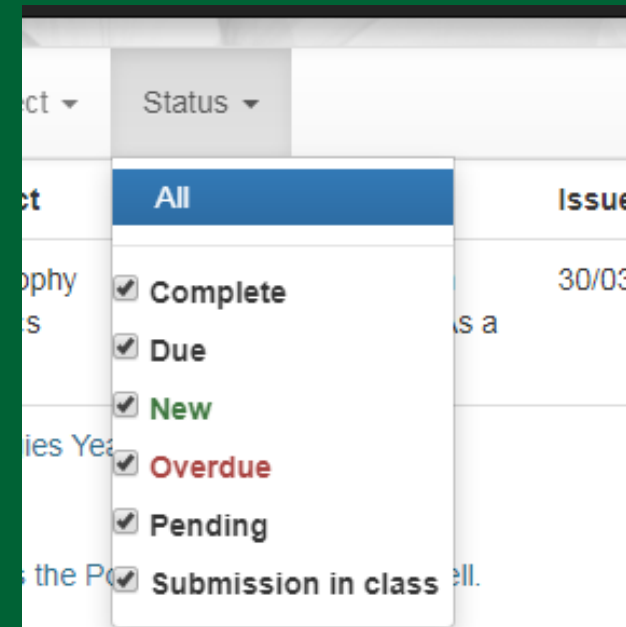
You can organise how your homework is displayed using the 'Subject' & 'Status' tabs.

Subject



When there is a tick in the box, the homework associated with that subject will be displayed. To restore all homework click 'All'.

Status



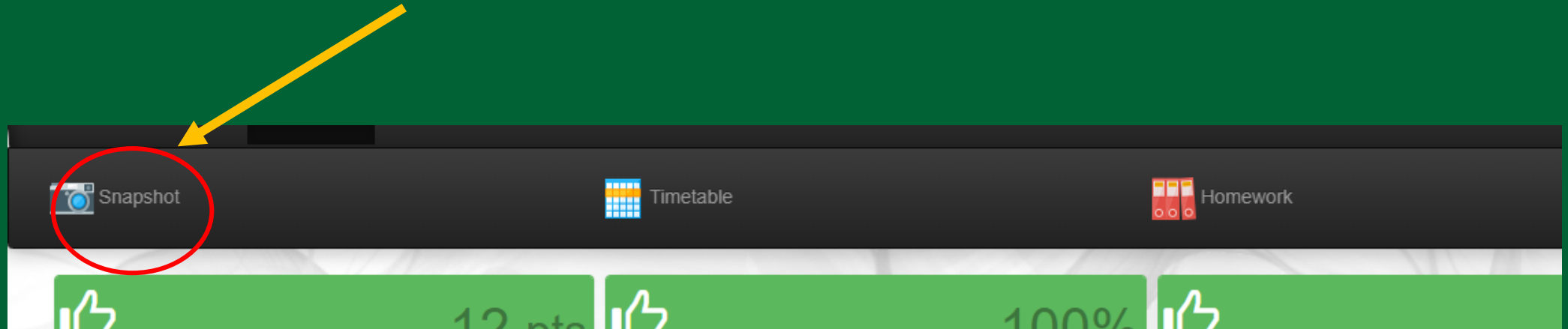
RESPECT

TEAM WORK

PERSONAL BEST



To return to the home screen, press the Snapshot icon



RESPECT

TEAM WORK

PERSONAL BEST